



Name: _____

Appointment Date: _____

Check In Time: _____

Location: _____

PET/CT Sodium Fluoride Bone Scan

An integrated PET/CT scan combines images from a positron emission tomography (PET) scan and a computed tomography (CT) scan that have been performed at the same time using the same machine. A CT scan provides detailed pictures of tissues and organs inside the body, while a PET scan reveals any abnormal activity. Combining these scans creates a more complete image than either test can offer alone.









PET/CT NaF bone scans are much more sensitive than traditional bone scans and is more effective for identifying the spread of disease to bone tissue in patients previously diagnosed with a variety of oncologic conditions.

If you have any questions regarding your exam, please feel free to call us:

PET/CT Scheduler: (541) 334-7555 ♦ **TF:** (888) 968-7608

Fax Orders: (541) 334-7556

Online: <https://oregonimaging.com>

Prior to your exam	For your PET/CT exam	After your exam
 <p>If your doctor has told you to take your regular medicine, you may take it with water.</p>  <p>Wear comfortable loose fitting clothing that is easy to remove.</p>	 <p>Plan to be at the testing center for 2 to 2½ hours. It is important to arrive on time. If you cannot arrive on time, please call 24 hours in advance to reschedule your test.</p>  <p>Drink 32 ounces of water within 4 hours of exam. You may use the restroom as needed, you do not need to hold your bladder</p>  <p>A PET/CT scan is not painful but it requires patience. You will receive an injection in advance of the scan. It takes 60-90 minutes for the material to distributed throughout your body. During this time you will be asked to relax comfortably in a recliner in a quiet room. You will also need to be still for the entire scan, which takes 30-40 minutes depending on what your doctor has ordered.</p>	 <p>Drink at least 1 liter (4 cups) of water after the exam.</p>  <p>You may eat and drink without restrictions.</p>  <p>A highly specialized radiologist will interpret your images and prepare a diagnostic report for your physician. The results of our study will be reported to your physician within 24 hours. We provide consultation and analysis of the scans and collaborate with your physician if requested. However, only your physician is authorized to report the results to you.</p>