

## CT EXAM with IV injection

Name: \_\_\_\_\_ Appointment Date: \_\_\_\_\_

Check In Time: \_\_\_\_\_ Comments: \_\_\_\_\_

**University District**  
 1200 Hilyard St. Suite 330  
 Eugene, OR 97401







**CT Scan** (Computed Tomography Scanning) uses a x-ray beam to produce cross sectional images of the body. This provides high resolution images of both bone and soft tissues. Depending on the type of scan your physician has requested, you may be given an oral contrast to drink and/or an injection of IV contrast as part of your exam.

**If you have any questions regarding your exam, please feel free to call us:**

**General Scheduling:** (541) 334-7555 ♦ **TF:** (888) 968-7608

**Fax Orders:** (541) 334-7564

**Online:** [www.oregonimaging.com](http://www.oregonimaging.com)

At least 48 Hours prior to your exam	On the day of your exam	After your exam
 <b>Complete the blood test</b> (serum creatinine) <i>if</i> ordered by your physician.   <b>LMP must be within 14 days</b> of exam or you may require a Pregnancy Test.	 No food 4 hours prior to exam and drink 2 cups of water unless you have another test that has dietary restrictions.   You may be asked to remove hairpins, jewelry, eyeglasses, hearing aids, and any removable dental work depending on the part of the body that is being scanned.   You may be asked to drink an oral contrast when you arrive in the radiology department.	 Drink at least 1 liter (4 cups) of water during the course of the day.  You may eat and drink without restrictions.